

JAWS – How to play YouTube videos

Introduction

This tutorial explains how to use JAWS to find and play videos on YouTube.

Learning Objectives

Completion of this tutorial will give you experience with

- Basic skills using JAWS.
- Basic skills searching the internet with JAWS.
- Using Google shortcuts to control the YouTube video player.

This tutorial assumes that you have

- Google Chrome as the web browser.
- Basic knowledge of the keyboard layout.
- The most recent version of JAWS installed.

Case Study

Hannah is a Grade 8 student. She enjoys learning new things and has good listening skills. She will use YouTube to review her academic subjects as well as explore topics of personal interest.

How to search for YouTube videos

1

Launch Google Chrome and open [youtube.com](https://www.youtube.com)

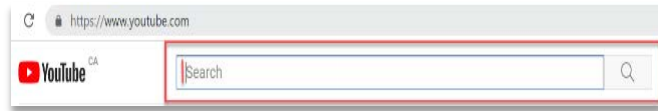
Toggle **Insert + Z** - Virtual PC cursor **OFF**.

This will allow you to use Google keyboard shortcuts.

Press the **/** (backslash) key -

This is the Google shortcut for moving the cursor to the search bar.

Enter your search query.



2

Toggle **Insert + Z** - Virtual PC cursor **ON**.

This will allow you to use the JAWS commands to browse search results.

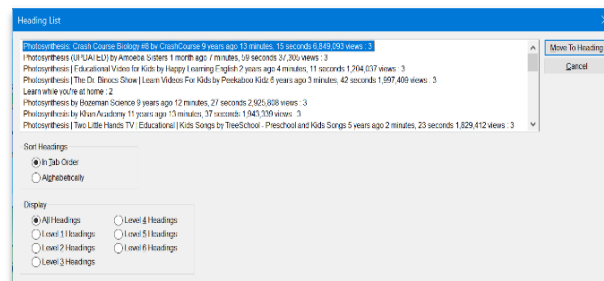
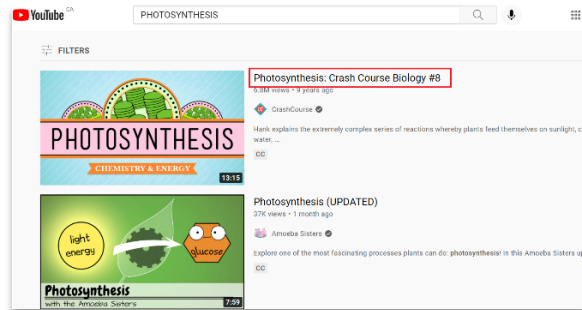
Press **H** – JAWS **Headings** command. Moves the focus through the video titles.

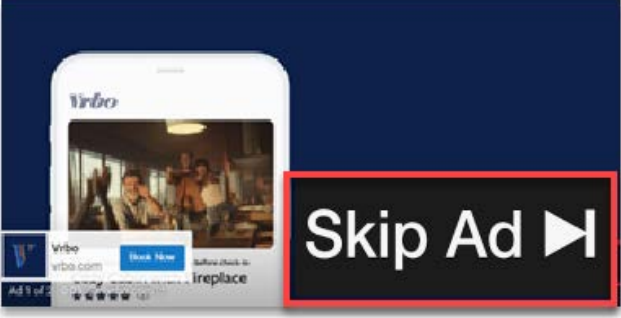


OR:

Press **Insert + F6** – Opens JAWS dialog box with all headings.

Use **up/down arrow** to listen to the video results.

Press **Enter** to launch a video.



<p>3</p>	<p><u>To Skip Ads:</u></p> <p>Press B – JAWS Buttons command.</p> <p>Press B to move the focus through all the buttons on the page.</p> <p>Note: Not all ads can be skipped.</p>	
<p>Working with the video controls</p>		
<p>4</p>	<p>Toggle Insert + Z - Virtual PC cursor OFF.</p> <p>This will allow you to use Google shortcuts to manage the YouTube video controls.</p>	
<p>5</p>	<p><u>Google keyboard shortcuts for YouTube:</u></p> <p>Spacebar – Play / pause video</p> <p>F – Full screen</p> <p>Esc – Exit full screen</p> <p>M – Mute</p> <p>Left / right arrow – move backwards / forwards 5 seconds.</p> <p>Up / down arrow – adjust volume</p> <p>Shift + N – move to next suggested YouTube video.</p>	 <p>Image source: PNGtree</p>