

Learning Grids in Clicker Books

Introduction

Learning Grids is an expanding bank of professionally made Clicker activities that is free for all users of the program. Many areas of the curriculum can be found in Learning Grids. Students can find activities related to science, literacy, mathematics, and history and can filter according to which Clicker activity and what age level is appropriate. Learning Grids can be downloaded onto an iPad and activities can be edited in order to meet the desired curricular learning outcomes.

Learning Objectives

Completing this tutorial will give you experience:

- Browsing Learning Grids.
- Downloading Learning Grids.
- Editing a Learning Grid activity.


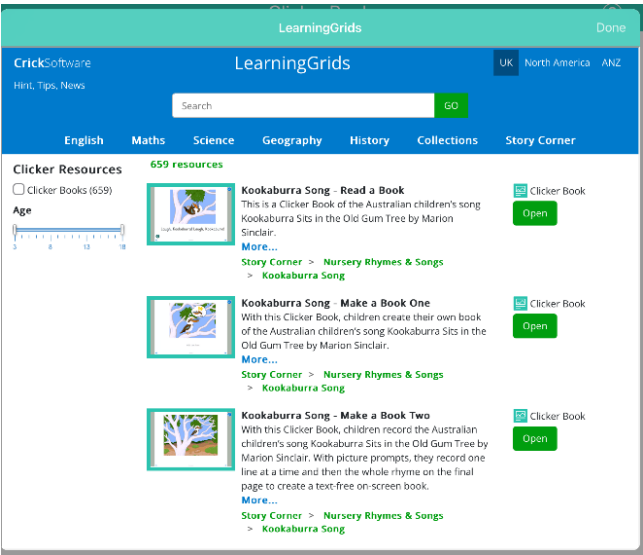

This tutorial assumes that:




- You have an iPad with the Clicker Books app.
- You have internet access.

Case Study

Mrs. Smith has an iPad with the Clicker Books app and is looking for Clicker Books to use with her students who are learning about the life cycle of the butterfly. These books will act as a resource for these students. Some of them will either read the story independently on the iPad or use the text to speech function of Clicker Books to have the book read back to them with appropriate visuals. This will help the students to understand the concept of the current unit the entire class is studying.

Steps to Follow

Step	Instruction	Visual Depiction
1	In Clicker Books app, select the explorer icon and navigate to Learning Grids.	
2	A pop up will appear.	
3	To find activities related to the life cycle of a butterfly, type in “butterfly” and select go and you will see a talk set related to the Butterfly Life Cycle.	

Step	Instruction	Visual Depiction
4	Select the Open button and you will now see the Clicker Book activity and have the student complete the activity.	 Clicker Book 
5	Or if you wish to edit the activity, select the pencil icon in the far-right corner and you will be in edit mode.	
6	Select the play button in the far-right corner when finished editing and you will be directed to your new edited Clicker Book set.	