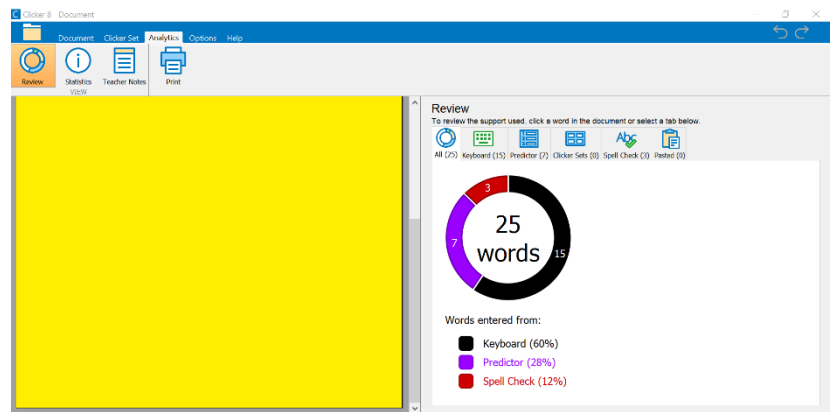


Clicker 8 - Analytics





Introduction

Clicker 8 is a reading and writing support for all learners across the curriculum. It allows teachers to provide personalized literacy support using analytics and user options.

Clicker 8 also supports students who have learning and communication challenges. It has built-in accessibility features that make it an excellent choice to create curriculum-based switch activities and books.



Task Challenge Activity

- Launch Clicker 8. From the Quick start menu, click new document.
- Click on  to enable word prediction.
- Using the keyboard, write a paragraph about your dream adventure.
- Note there are 2 ways to use word prediction. Use the word prediction by either clicking on the word  or, if you prefer, try clicking on the number  at the bottom of the box to change the access of word prediction to just typing the number.
- Make some spelling mistakes and do not correct them.
- After you have written the paragraph, click on the  and correct your spelling mistakes.
- Notice how you are given options for the words that need correcting.
- Click on the Analytics tab in the menu.
- Notice data that is given for the written paragraph.
- Explore the review and statistics tabs. What do you notice? How was the predictor used? How was the spell check used?
- You can add teacher notes for future reference.

How can I learn how to use it?

Here are some web-based resources that might help you learn how to use the Clicker 8 Analytics.

- <https://www.cricksoft.com/us/training/clicker-training/tutorials/clicker-8/use-clicker-analytics>
 - These 2-minute training videos show the basics of how to use Clicker 8 Analytics.

Where can I get ideas on how to use it with students?

Here are some web-based resources that might help you learn how to make use of the Analytics tool:

- <https://www.cricksoft.com/us/blog>
 - This is Cricksoft's blog about implementing Clicker 8 in classrooms.
- <https://w3.setbc.org/students/Pages/Student-Resources-Library.aspx>
 - Filter your search by Clicker File types to find a variety of useful Clicker 8 resources. Please note that Clicker 7 can be used in Clicker 8.

What if I want to know even more?

Here are some web-based resources that might help you learn even more about Clicker 8:

- <https://www.cricksoft.com/us/training/clicker-training/tutorials/clicker-8>
 - This is Cricksoft's guide to using Clicker 8.
- <https://www.cricksoft.com/uk/support/clicker/windows-mac>
 - This is Cricksoftware support page for all things Clicker 8. Here, you will find videos, guides, FAQ's and more.