

Define tool and Dictionary Support, iOS 9.3.2

Introduction

Similar to the define tool on Mac OSX, Apple has provided built in dictionary support on its iDevices which includes the iPod, iPhone and iPad. This support tool allows you to look up a word using a dictionary that has been downloaded onto the device.

Learning Objectives

Completion of this tutorial will give you experience with the following:

- Look up the definition of a word with a click
- Add additional dictionaries (including foreign languages)

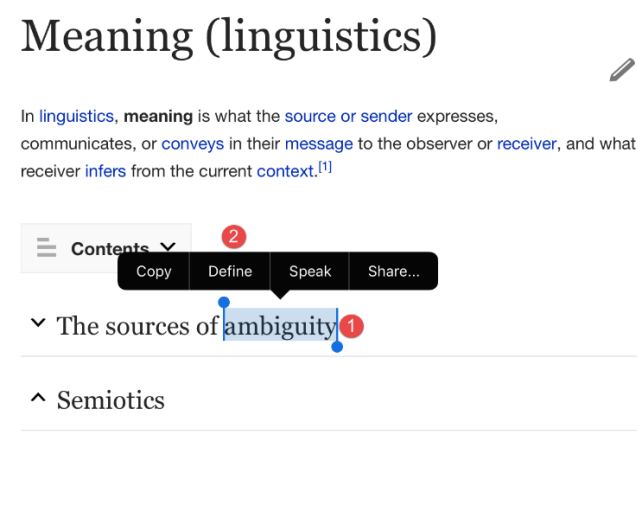

This tutorial assumes


- that you have an iOS device (iPod, iPhone or iPad)
- that you have as a minimum, iOS5 installed on your device
- your device is connected to the internet or that dictionary support has been previously downloaded

Case Study

Javier is an ELL student and his English vocabulary is at a basic level. Javier enjoys reading internet articles on the internet but comes across words which are unfamiliar to him from time to time. Using the define tool, he is able to quickly look up the meaning of a word. Furthermore, he is also able to retrieve the Spanish word equivalent by loading in the Spanish-English dictionary.

Using the Define tool and managing dictionaries

<p>1</p>	<p>This tool will work on most Apple built apps and on some third party apps.</p> <p>Start by opening a web site using Safari or Google Chrome. Select a word to be defined by depressing a finger on a word (1). A pop-up bubble will appear above the word with a variety of options.</p> <p>Push the “Define” button (2).</p>	
<p>2</p>	<p>A Dictionary box will appear next to the word (1). The definition is drawn from the dictionary(s) (2) that are installed on the device. Scroll down to see definitions from the various installed dictionaries. Push on a definition for a more comprehensive view.</p> <p>Click “Manage” (3) to see a list of dictionaries that are installed (see below). Click “Search Web” (4) to find web based definitions.</p>	

<p>3</p> <p>When the “Manage” button is clicked, a list of available dictionaries will appear.</p> <p>Dictionaries that have been downloaded will not have a cloud symbol next to it (1). Click on the cloud symbol to download additional dictionaries not currently on the device (2). Internet connectivity is required for this step. To delete an installed dictionary, swipe left on the name of the dictionary (3). Click on the “Delete” button (4).</p>	 <p>The screenshot shows the 'Dictionary' app interface. At the top, there is a back arrow and the title 'Dictionary'. Below this is a list of dictionaries. The first entry is 'American English' with 'New Oxford American Dictionary' below it, marked with a red circle '1'. The second entry is 'British English' with 'Oxford Dictionary of English' below it. The third entry is 'Dutch' with 'Prisma woordenboek Nederlands' below it, marked with a red circle '2' and a cloud icon. The fourth entry is 'Dictionary' with a red circle '3' and a red 'Delete' button to its right, marked with a red circle '4'. Below this are 'French' (Multidictionnaire de la langue fran...), 'French-English' (Oxford-Hachette French Dictionary), 'German' (Duden-Wissensnetz deutsche Spr...), 'German-English' (Oxford German Dictionary), and 'Hindi'. The background shows a search result for 'ambiguity' with a blue highlight and a red circle '3' pointing to it.</p>
--	--