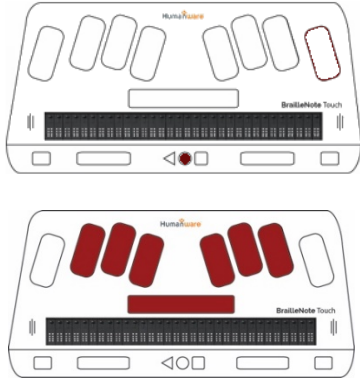
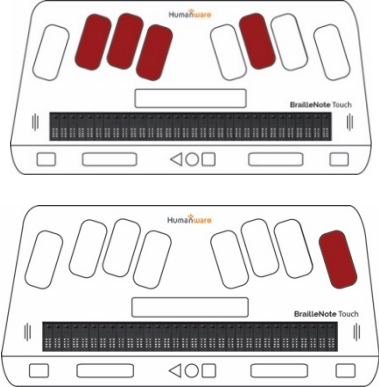
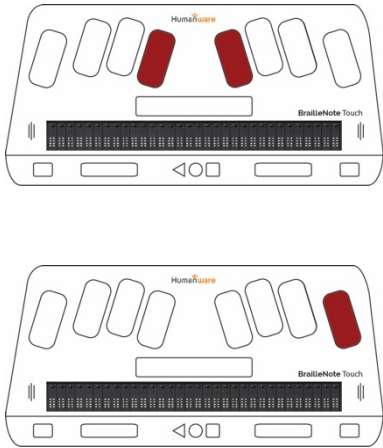


## BrailleNote Touch Plus 2.1 - Word Processor (KeyWord): Creating a New Document

<p>1</p>	<p>To start at the <b>Main Menu</b>, press the round <b>Home</b> button</p> <p>OR</p> <p>SPACEBAR + Dot 1-2-3-4-5-6.</p>	
<p>2</p>	<p>To launch the <b>Word Processor</b> app, navigate to it by pressing <b>W</b>. (1-2-3-5)</p> <p>Press <b>ENTER</b> or a cursor routing key to select it.</p>	
<p>3</p>	<p>To navigate to Create, press <b>C</b>.</p> <p>Press <b>ENTER</b> or a cursor routing key to select it. You will be placed at the top of a new document.</p> <p>Type in your text.</p>	 <p style="text-align: center;">ENTER</p>